

JHARROJGAR USER MANUAL

INTRODUCTION

JHARROJGAR is aimed at developing an online search Portal for the Placement Details for job seekers. The system is an online application that can be accessed throughout the organization and outside as well with proper login provided. This system can be used as an Online Job Portal for job seekers. Job Seekers logging should be able to upload their information in the form of a CV. Visitors/Company representatives logging in may also access/search any information put up by Job aspirants.

PURPOSE OF THE JHARROHGAR

This system can be used as an Online Job Portal for the Placements providing to the un employees who are seeking for a job placement. Job Seeker logging into the system and he can should be able to upload their information in the form of a CV. Visitors/Company representatives logging in may also access/search any information put up by Job Seeker

ABOUT JHARROJGAR

JHARROJGAR is an initiative taken by a couple of dynamic and visionary professionals to provide online employment solutions for candidates seeking jobs based on their skill set. It is a consulting wing of PaulTech Software Services (OPC) Pvt Ltd. Jamshedpur.

Our prime objective is to provide a platform for fresher and experienced candidates to apply for various relevant jobs seamlessly and helping them to get their dream jobs. We started our journey as a small-scale workforce solution provider in Jamshedpur, Jharkhand then further scaled up to a PAN India level consulting solution provider information helps the ordinary users in managing their own information in a customized manner as per the assisted flexibilities.

WHY JHARROJGAR

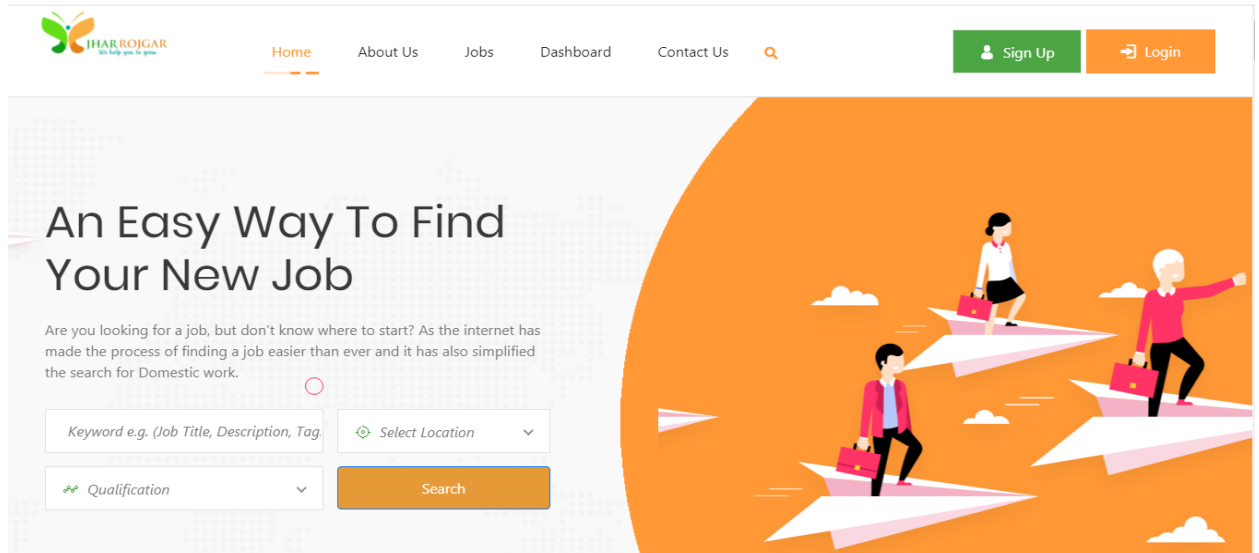
JHARROJGAR is one of the leading employment solution providers in Jharkhand. We provide the best consulting solution to the job seekers according to their qualifications and skillset. We are also helping employers to find suitable candidates for the desired roles.

Whether you are seeking a local recruitment specialist to find your next team member, or are seeking specialized career information and industry insights, you can rely on JHARROJGAR.

PROCESS TO VISIT WEBSITE THE WEBSITE .

STEP 1: At first you would visit our job portal JHARROJGAR through the link mention here <https://jharrojgar.com/>.

STEP 2: Welcome to JHARROJGAR.



STEP 3: Here is our Home page in this in the top you can see our company logo and also signup and login button if you a register user you can directly login to your account by click on the login button.



Candidate Login

User Name*

Password*

Remember me [Forgot Password?](#)

[Don't have an account ? Sign up](#)

STEP 4: In this you should fill up your user name and password and login to your account .And if in case you forgot your password you can click on the forgot password button and redirect to the reset password page.



Candidate Login

User Name* 

Password * 

Remember me

[Forgot Password?](#)


[Don't have an account ? Sign up](#)



Forgot Password Home / Forgot Password

Forgot Your Password?

To reset your password, enter the registered e-mail address and we will send you password reset instructions on your e-mail!

Email Address* 

STEP 5: In this reset password page you should put up your email id which you have entered while you were registering ,click on the reset password button and wait for an OTP.

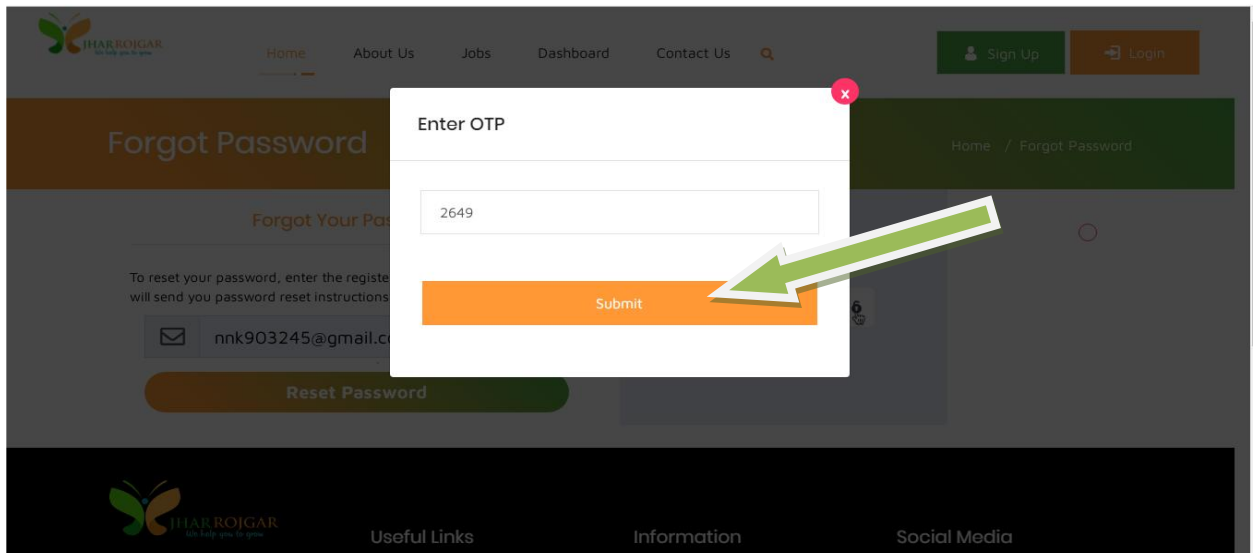
Forgot Password Home / Forgot Password

Forgot Your Password?

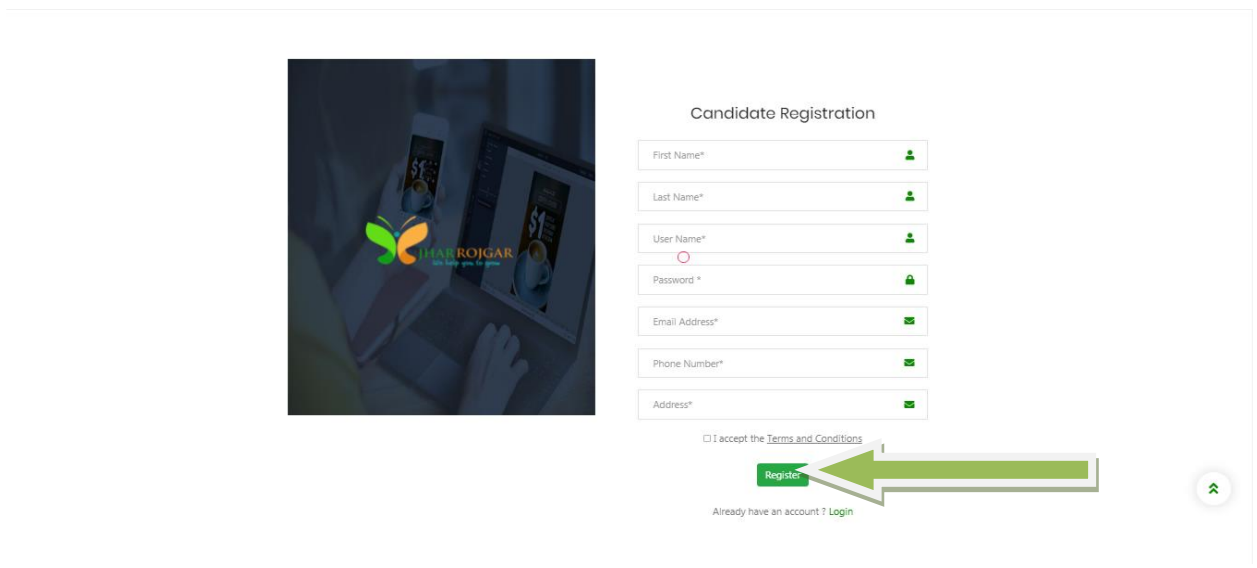
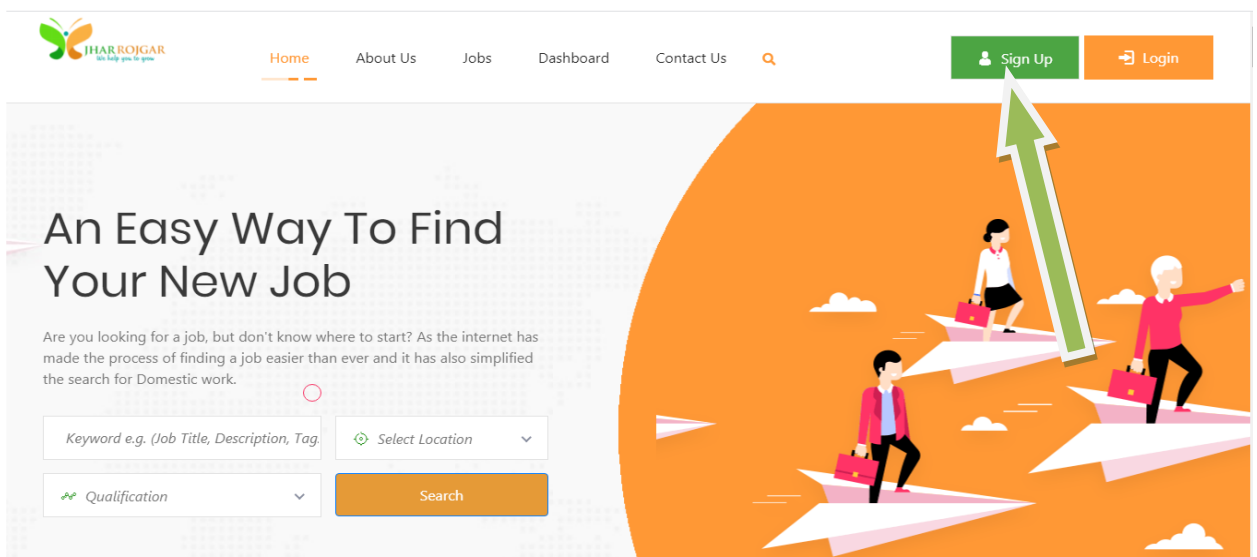
To reset your password, enter the registered e-mail address and we will send you password reset instructions on your e-mail!

rahul@gmail.com

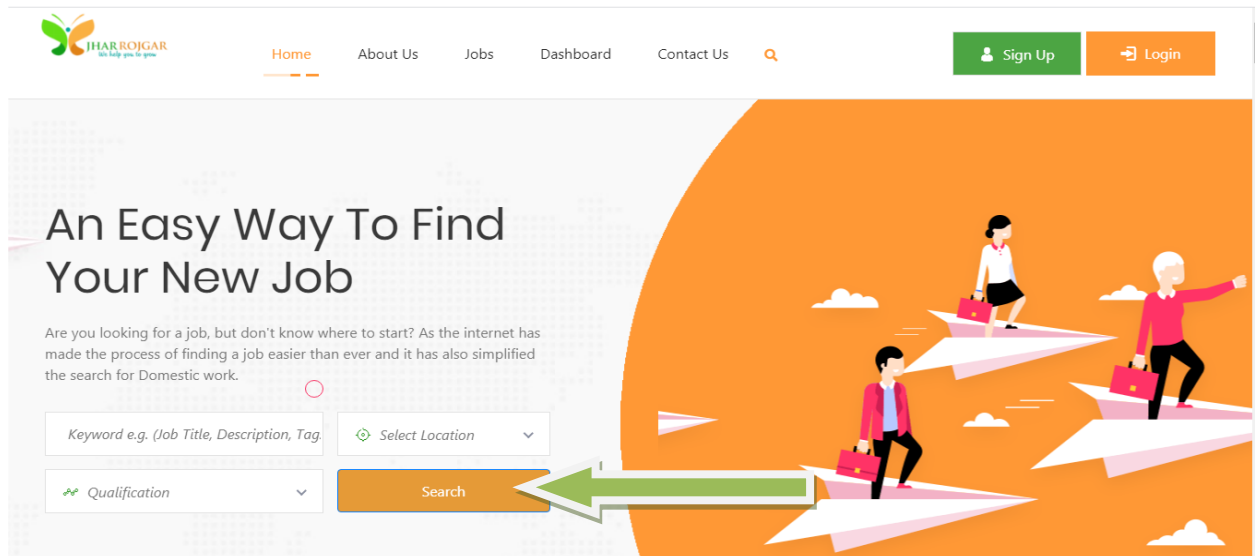
STEP 6: And then you will receive an OTP in your registered mail ,put that OTP in the OTP box and and then can change your password. And then login again with your new password and email Id.



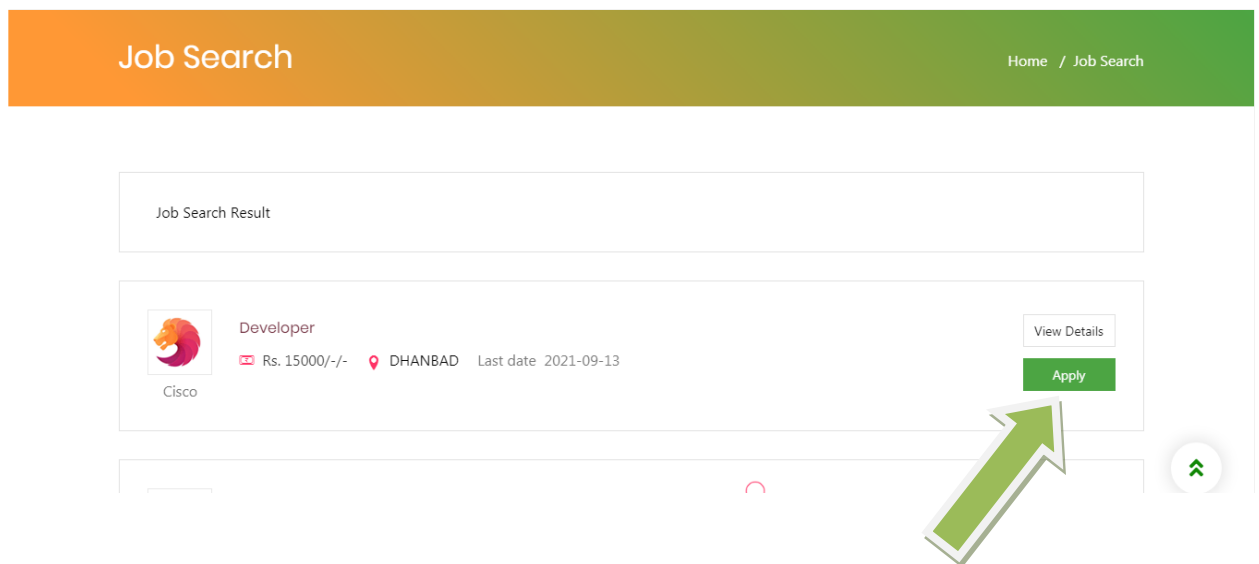
STEP 7: If you are not a registered candidate you just have to click on the signup button and fill the existing columns there with required details and also accept the terms and condition.



STEP 8: Next is the search bar in home page in this you can search your desired job by your qualification location OR any keyword and click on the search You would get a multiple job options.



STEP 9: After clicking on the search button you will redirect to the filter job page and then you can apply for the job as shown below:



STEP 9: To apply on the following job just click on the apply button you got one pop up box in that you have to fill your name, email, message and should upload your resume and click on Apply Now button.

IT RECRUITER For This Job :

Company Name

Job Title

Full Name









Enter Your Email

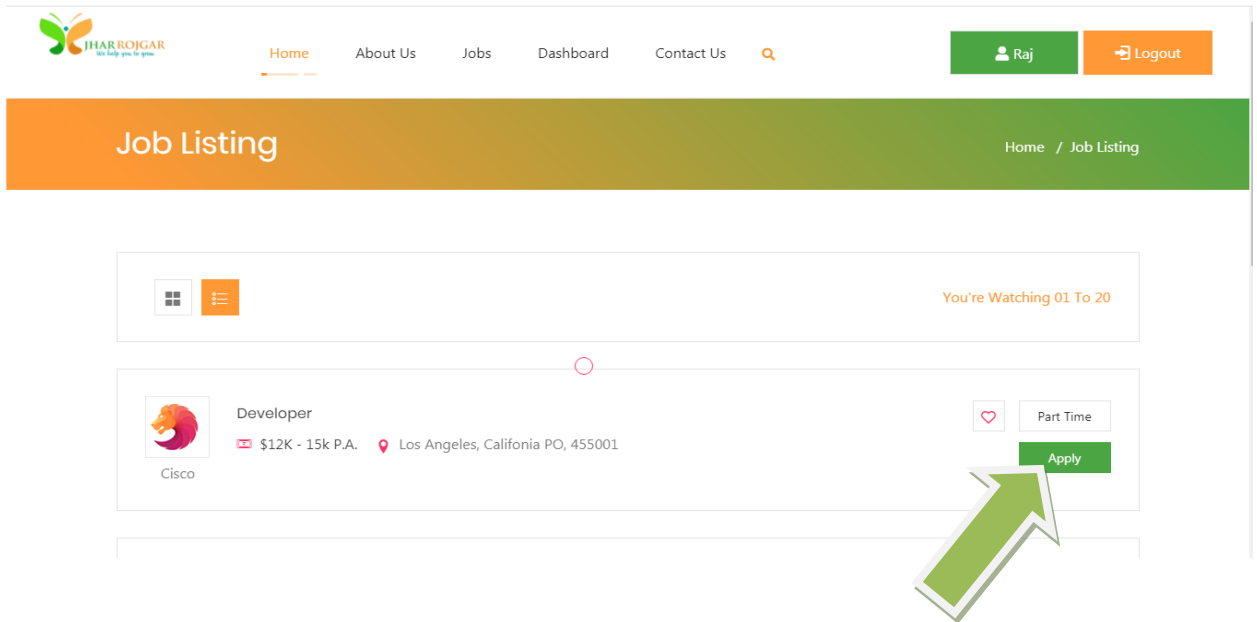
Message

Resume (Optional)

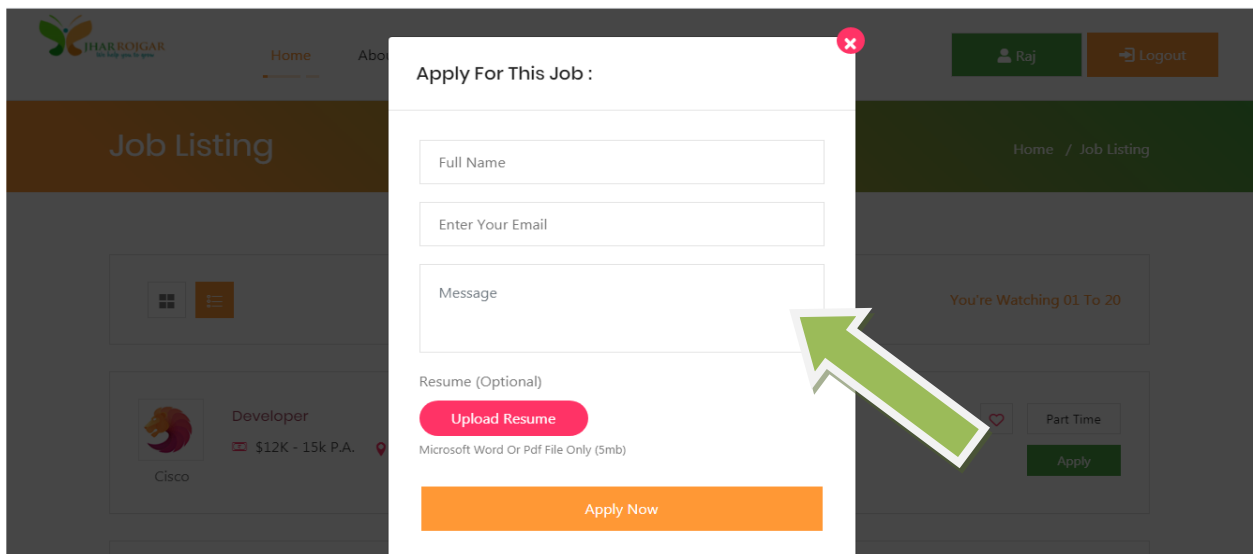
STEP 10: Next is choose by category in the home page from which you can find the job by your convenient category for that just click on whatever category job you want it will directly redirect you to that field job list.

Browse Jobs By Category

 IT- SOFTWARE SERVICES	 IT- HARDWARE & NETWORKING	 BPO/TELECALLER	 ACCOUNTANT
 CUSTOMER SERVICES/TECH SUPPORT	 DATA ENTRY/BACK OFFICE	 HR/ ADMIN	 TEACHER/TRAINER






STEP 11: To apply on the following job just click on the apply button you got one pop up box in that you have to fill your name, email, message and should upload your resume and click on Apply Now button.






STEP 12: After category we are having latest job option in which day to day new job post will be shown and have a functionality of free or premium job.

Latest Jobs

	IT SCIENT	IT RECRUITER	DHANBAD	Last Date 2021-09-13	Free	Apply
	Cisco	Developer	Jamshedpur	Last Date 2021-08-26	Premium	Apply
	RAJ PVT LTD	GRAPHIC DESIGNER	JAMSHEDPUR	Last Date 2021-08-27	Premium	Apply

STEP 13: In this if you are willing to go with the free job just click on the apply button shown in the just bottom of free button and it will redirect you to the form of apply.




Latest Jobs

	IT SCIENT	IT RECRUITER	DHANBAD	Last Date 2021-09-13	Free	Apply
	Cisco	Developer	Jamshedpur	Last Date 2021-08-	Premium	Apply
	RAJ PVT LTD	GRAPHIC DESIGNER	JAMSHEDPUR	Last Date 2021-08-27	Premium	Apply

STEP 14: You just have to fill the form upload your detail and cv and click on the apply now button .

Latest Jobs

IT RECRUITER For This Job :

	IT SCIENT	IT RECRUITER	DHANBAD	Last Date 2021-09-13	Free	Apply
	Cisco	Developer	Jamshedpur	Last Date 2021-08-26	Premium	Apply
	RAJ PVT LTD	GRAPHIC DESIGNER	JAMSHEDPUR	Last Date 2021-	Premium	Apply

Company Name
IT SCIENT

Job Title
IT RECRUITER

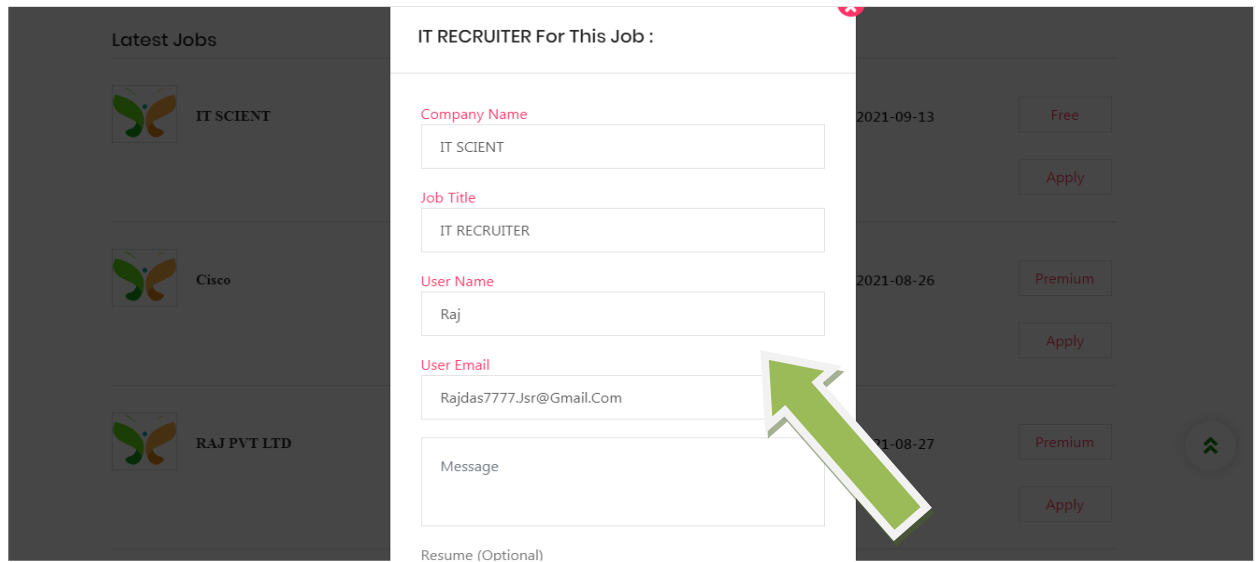
User Name
Raj

User Email
Rajdas7777.Jsr@Gmail.Com

Message

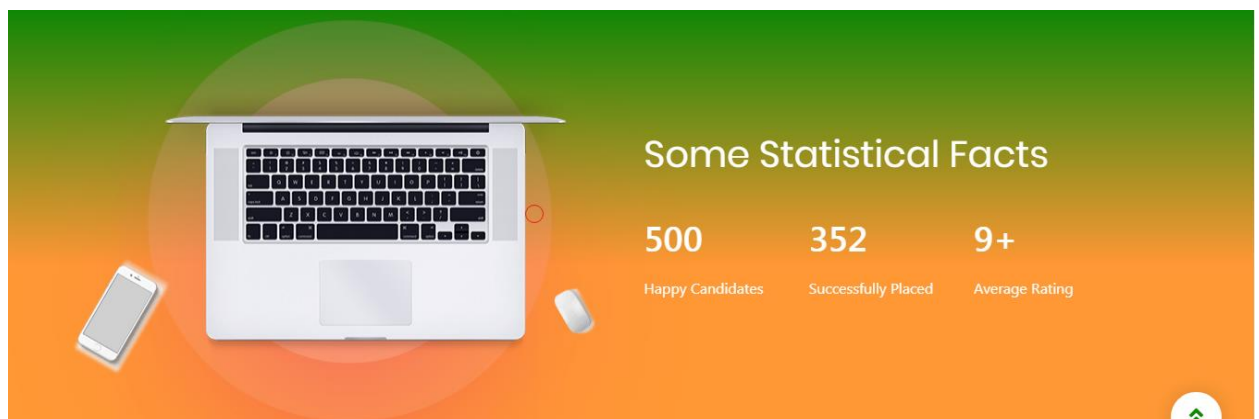
Resume (Optional)

STEP 15: And if you want to go with the premium job you just have to click the apply button just bottom of the premium, button and you will redirect to the apply form.



The screenshot shows a job application interface. On the left, under 'Latest Jobs', there are three entries: IT SCIENT, Cisco, and RAJ PVT LTD. The main area is titled 'IT RECRUITER For This Job :'. It contains a form with the following fields: 'Company Name' (IT SCIENT), 'Job Title' (IT RECRUITER), 'User Name' (Raj), and 'User Email' (Rajdas7777.Jsr@Gmail.Com). Below these is a 'Message' field and a 'Resume (Optional)' section. On the right, there is a list of job postings with dates and buttons: '2021-09-13' with 'Free' and 'Apply' buttons, '2021-08-26' with 'Premium' and 'Apply' buttons, and '2021-08-27' with 'Premium' and 'Apply' buttons. A green arrow points to the 'Apply' button for the '2021-08-26' listing.

STEP 16: Next is our counter in which total no of candidate joined and get placed counter is there in our homepage.



STEP 17: And then we are having our top companies list from which our company is tie up and gave students placements in those respective companies.

Top Hiring Companies

What do all consultants need? In short, trust. This is achieved with professional presentation and the ability to communicate. Clearly with existing and potential clients. In short, trust. This is achieved with Whether you Whether you are an accountant.



STEP 18: Next is our recent placement list from this year who all candidate are placed in which company with which post and how much package. You can view that in our home page in recent placement section.

Our Recent Placements

 <p>ROHIT DUTTA IT HELP DESK TATA STEEL 2.16 LAKHS/- PA JAMSHEDPUR</p>	 <p>ALI AHMED SAP MM CONSULTANT ACCENTURE 3.75 LAKHS/- PA RANCHI</p>	 <p>BHAGWAN PAN SAP MM CONSULTANT ACCENTURE 3.75LAKHS/-PA DHANBAD</p>	 <p>EKNATH SONKAR SAP MM CONSULTANT ACCENTURE 3.5LAKHS/- PA DHANBAD</p>	 <p>SOURAV PRAMANIK SAP SD CONSULTANT ACCENTURE 4.20 LAKH -/PA MP SINGHOULI</p>
---	---	--	---	--


STEP 19: Next we are having our pricing plan in our home page with three different options GOLD, SILVER and PLATINUM by choosing one of the plan you will get multiple great opportunities to get and seat in multiple drives of placements.


Our Premium Plans

<p>Silver Plan</p> <p>Rs 500</p> <p>3 Free Jobs Apply</p> <p>Advance Search Facilities</p>	<p>Gold Plan</p> <p>Rs 1000</p> <p>5 Free Jobs Apply</p> <p>Advance Search Facilities</p>	<p>Platinum Plan</p> <p>Rs 1500</p> <p>10 Free Jobs Apply</p> <p>Advance Search Facilities</p>
--	---	--

STEP 20: And last but not the least we are having our candidate review section in last of our Home page. In which our candidate have given their feedback regarding their placements got by our company.

Candidates' Reviews






★★★★★

Brilliant consulting team and management... Very much happy by getting placed in awesome company by jharroigar...Its is really the best!!!!

ROSHAN MISHRA



★★★★★

One of the best It Consulting company in JamshedpurDone Sap Training and Got placed in Accenture with an outstanding package...Company with a good behaviour staff and management.

EKNATH SONKAR

STEP 21: NEXT we will switch to our **ABOUTUS** page which you will come to know about our company DIRECTOR and TEAM MEMBER. First is our company DIRECTOR **MR. ABHIJEET PAUL** message to all the candidates regarding their placements.

MANAGING DIRECTOR'S MESSAGE



Getting a job is a dream for a lot of people, but we have fulfilled the dreams of our students by placing 250 students in different companies. We have achieved your blessing, trust and good wishes during this two years of our journey. These are our greatest assets. I sincerely thank you all for your love and support.

My heartfelt gratitude to our staffs, trainees and recruiters.

Looking for your continue support



Our professionalism, coupled with a strong personal touch enhances the probability of success at every step. Our goal is to create a long-lasting client-candidate relationship, which will translate into long-term winning strategies and exponential growth for both parties.

- By Abhijeet Paul (Director)

STEP 22: Next is the mission and vision of our company.

Our Mission

- ✔ To provide employment solutions to fresher and experienced professionals
- ✔ To provide an exclusive employment platform for the candidates of Jharkhand.
- ✔ To help candidates to get their dream jobs.








Our Vision

- ✔ To be a leading employment solution provider in India.
- ✔ Dream big and focus on success.



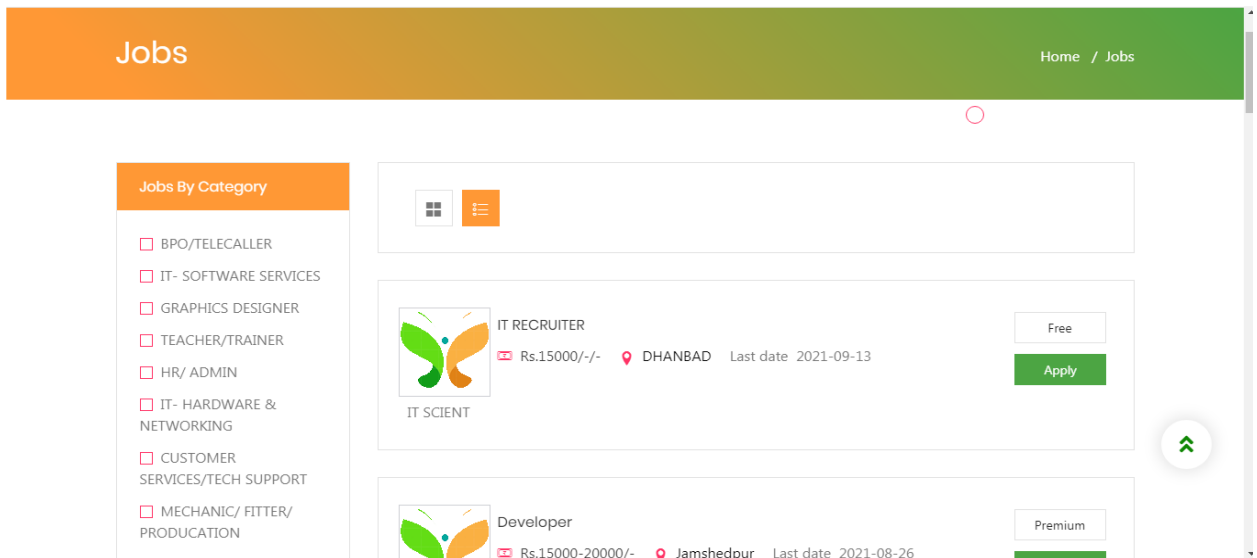
STEP 23: And here we have our **CO_FOUNDER MR.SURJIT PAUL**, our **ASSOCIATE DIRECTOR MRS.DALJEET PAUL** and our recruiting team with us who will help you to find your dream job in more friendly manner.

Meet Our Team

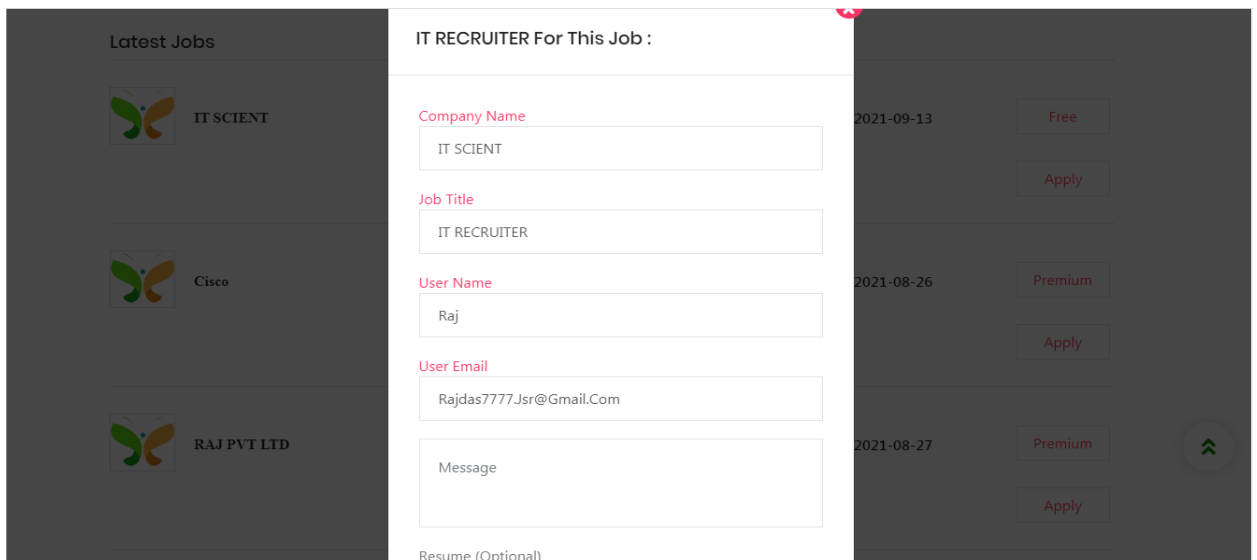
				
IT-Recruiter Deepsikha Mahto	Sr. Office Executive Nikhat Chandni	IT -Recruiter Kasturi Banik	Associate Director Daljeet Kaur	Co-Founder Surjit Paul



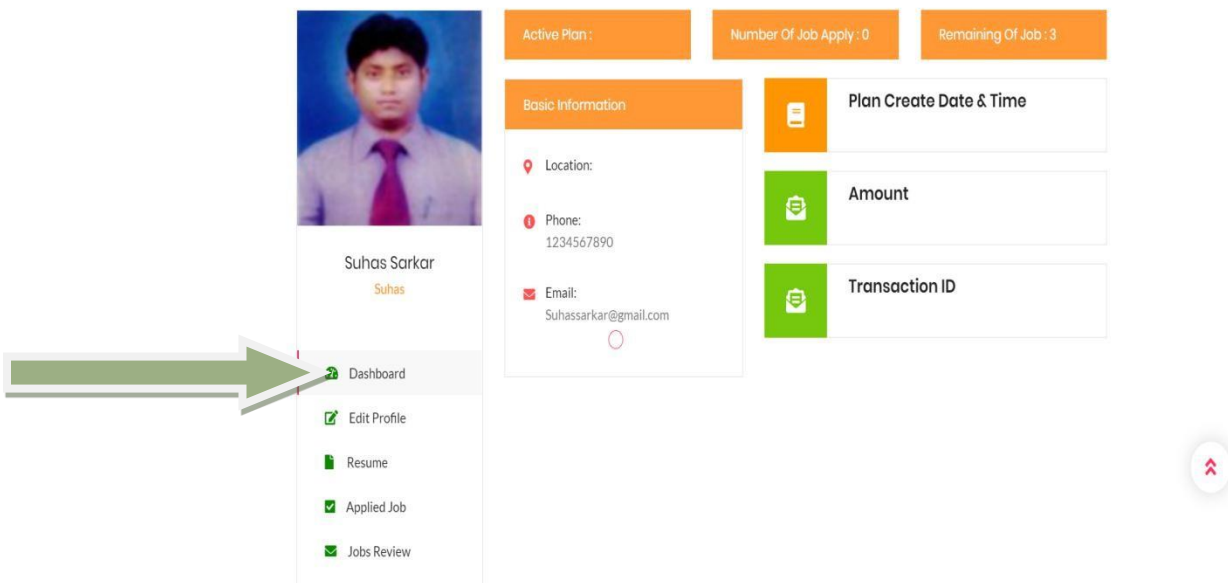
STEP 24: And then we will switch to the next page the JOB page in this you can filter and find every type of job you want just tick on the category of which category you want in which location and for what qualification it will filter and show the result of your desired job.



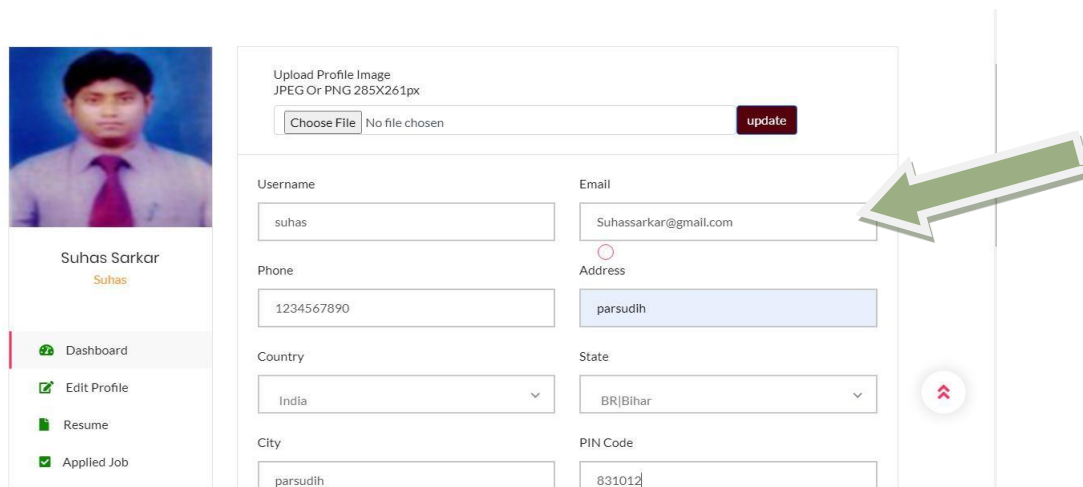
STEP 24: And if you get your desired job just click on the apply button below free or premium whatever you want . you will get one pop up box to apply fill that form upload your cv and click on apply now.



STEP 25: After completing this we will switch to the candidate dashboard page in which candidate can update and see all there activity of job .



STEP 26: In this you can edit your profile with your convenient personal information of your correct Name, phone_no and Email address. So, that the company can directly contact you for the job without any delay.



STEP 27: To make your online resume from candidate dashboard you can go in resume section of a dashboard and make your resume and update your qualification and skills on it.

STEP 28: To see your applied history list of job you have applied and and want to see their replies you can go to your dashboard applied job section .

STEP 29: After getting a good job in a good repudiated company with a good salary package you can give review to our company performance and collaboration with you in your candidate dashboard job review section and rate the company by stars.



Suhas Sarkar
Suhas


Dashboard

Write A Review

Write A Review

☆☆☆☆☆

Submit



STEP 30: You can register to the jharrojgar with a appropriate pricing plan in which you will get a chance to apply for multiple job .Jharrojgar have three different plans according to your conviniece Gold, Silver and Platinum.You can register your self with a following plan by pricing plan section from a home page or from a candidate dashboard Pricing plan section .

You just have to select the following plan.

Premium Plans

Suhas Sarkar Suhas	Dashboard
	Edit Profile
	Resume
Applied Job	
Jobs Review	
Pricing Plans	
Change Password	
Log Out	

Silver Plan

Rs. 500

3 Free jobs apply

Advance search Facilities

Validity 3 Month

Select Plan

Gold Plan

Rs. 1000

5 Free jobs apply

Advance search Facilities

Validity 3 Month

Select Plan

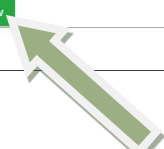
Platinum Plan



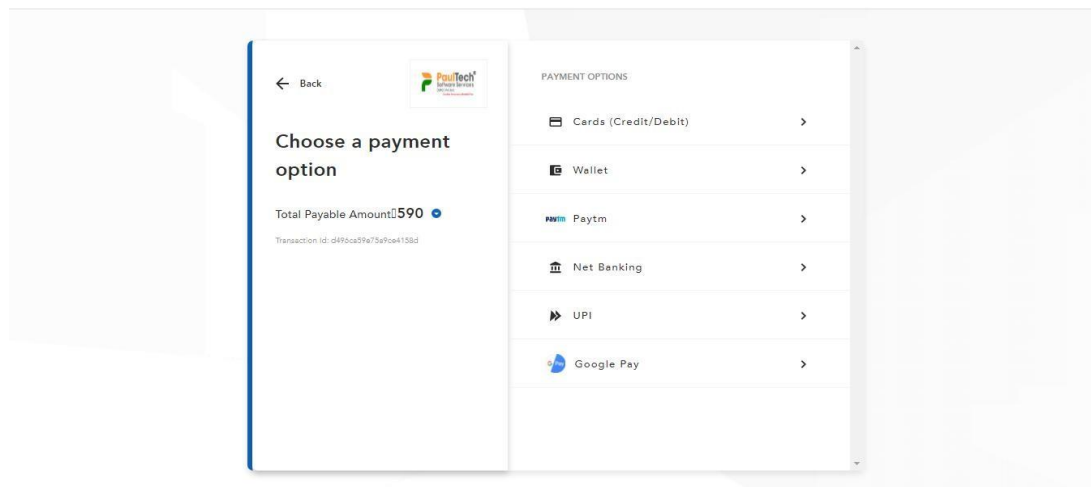
STEP 31: On clicking the select plan you will redirect to the payment page and from their you can you can pay the amount from your account online .

Silver Plan	
Plan	Rs. 500 /-
GST 18%	Rs. 90 /-
Total Amt To Be Paid	Rs. 590 /-

Amount: 590	Name: suhas
Email: Suhassarkar@gmail.com	Phone: 1234567890
Plans Info: Silver Plan	
Pay Now	



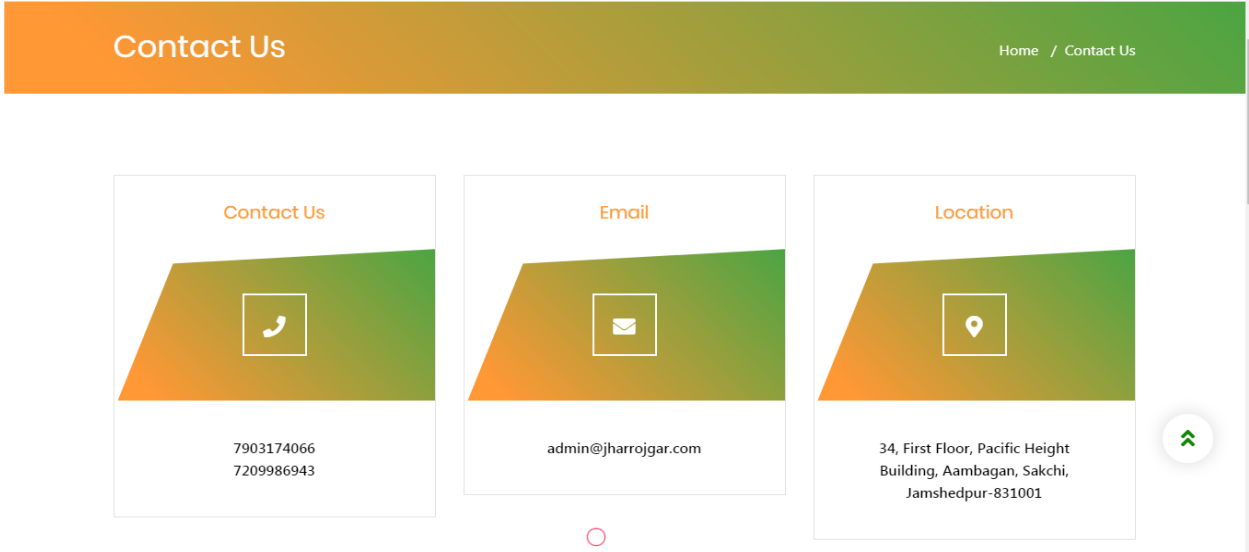
After this you can pay with your desired option.



The screenshot shows a mobile application interface for payment. On the left, there is a panel with a back arrow, the PouTech logo, and the text "Choose a payment option". Below this, it says "Total Payable Amount: 590" and "Transaction Id: d490ca39a75f9ce4158d". On the right, there is a list of "PAYMENT OPTIONS" with the following items: Cards (Credit/Debit), Wallet, Paytm, Net Banking, UPI, and Google Pay. Each option has a right-pointing arrow.

STEP 32: After paying the amount you will receive and transaction success message in a mail and then you can see no of jobs you can apply can see in your dashboard.


STEP 33: And then we are having our contactus page in this you can find our company address ,contact no and email id mention below.



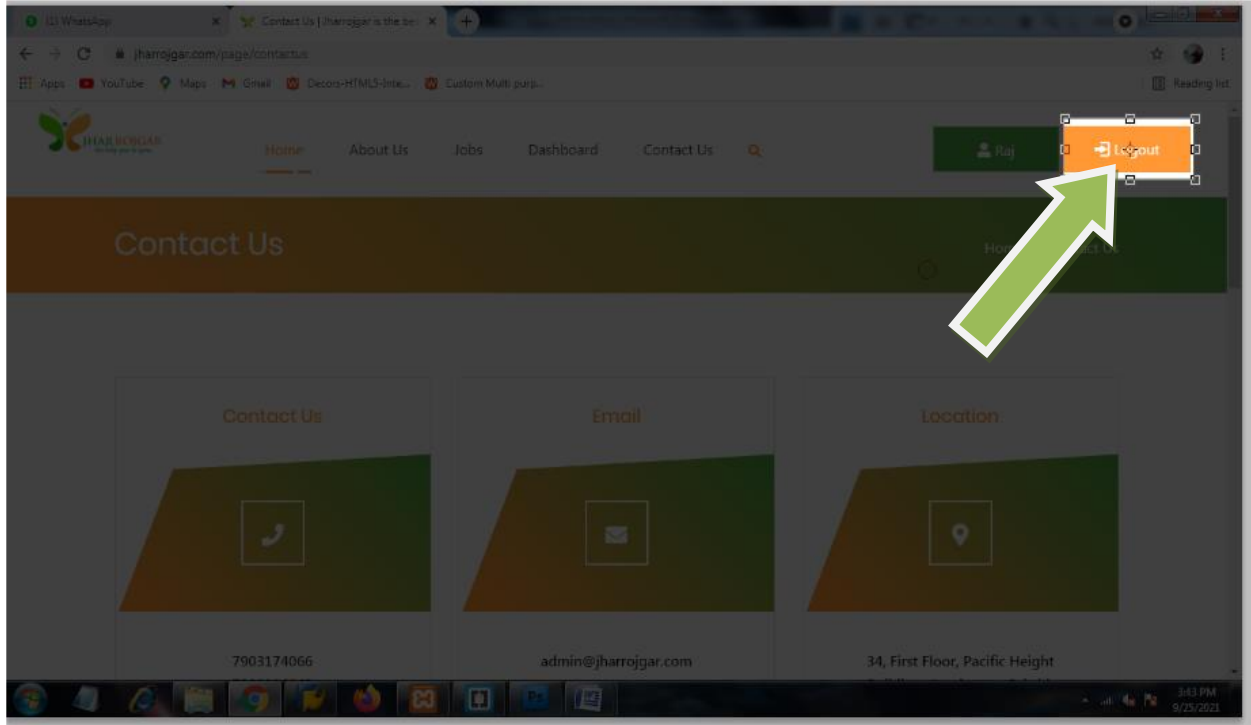
STEP 34: And then you will find our Get In Touch form in this form you will get a form in which you can write your query and click on send button and our team will get back to you as soon as possible.

SSSSSSSS

STEP 35: At last you will get our company map in which you will get the exact location of our company.



STEP 36: And after all your process you can logout from your account by clicking on logout button given in top right corner of the website.



THANKYOU ONBEHALF OF JHARROJGAR!!!